

Recommended Restorations

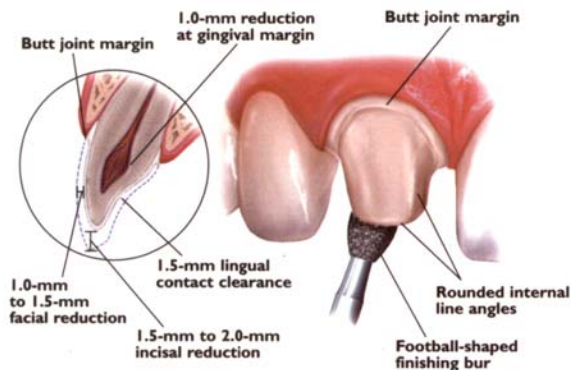
Restoration	Strength	Anterior	Posteriors	Bridges	In/Onlays	Veneers
inVizion (YZ)	900+ MPa	All	All	Yes	No	No
IPS e.max cad (lithium disilicate)	360 MPa	All	Yes*	No	Yes*	Yes
Mark II	130 MPa	All	No	No	Yes**	Yes
PFG	800+ MPa	All	All	Yes	No	No

*Not recommended for bruxism cases ** Bicuspids only-Not recommended for bruxism cases

All Ceramic Anterior Prep Guide

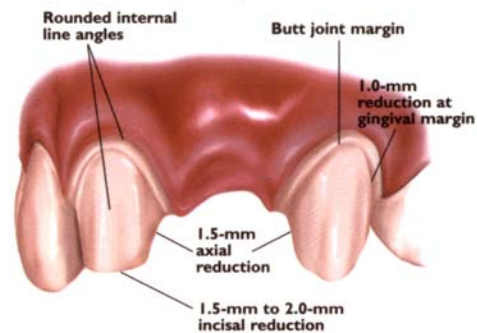
Full-Coverage Restorations

ANTERIOR CROWN PREPARATION



3-Unit Bridge Restorations

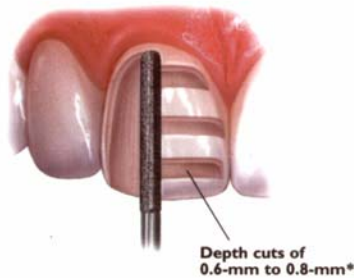
3-UNIT BRIDGE PREPARATION



Veneers

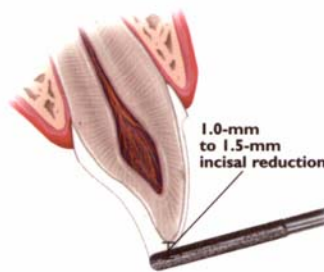
VENEER PREPARATION

A medium grit, round-ended, diamond bur is used to remove a uniform thickness of facial enamel by joining the depth-cut grooves.



INCISAL PREPARATION

The diamond bur is angled to bevel back the incisal edge.



CHAMFER MARGINS

Correct preparation of the chamfer margins interproximally allows the appropriate bulk of porcelain.

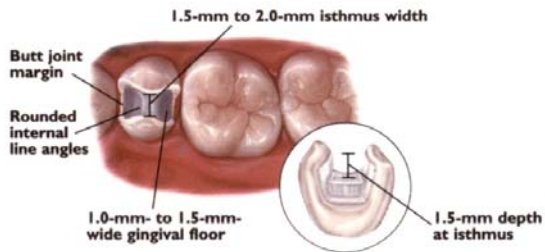


*Please note: For additional masking capabilities and/or layering techniques, further reduction may be necessary. Contact your laboratory for further information.

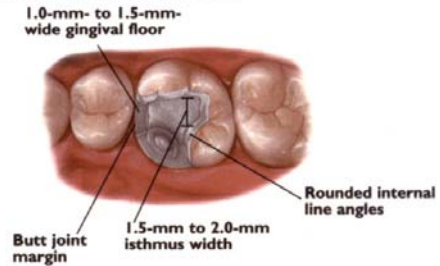
All Ceramic Posterior Prep Guide

Inlays/Onlays

INLAY PREPARATION

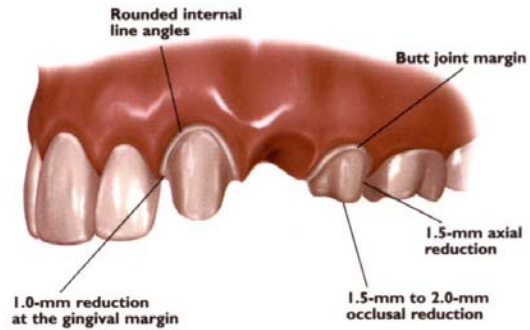
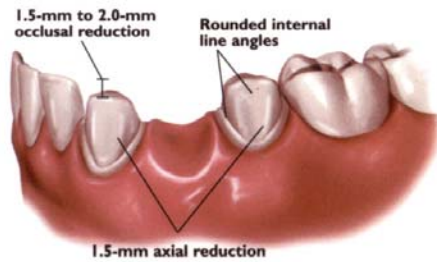


ONLAY PREPARATION



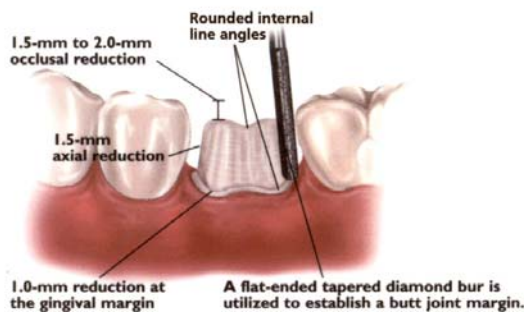
3-Unit Bridge Restorations

3-UNIT BRIDGE PREPARATION



Full-Coverage Restorations

POSTERIOR CROWN PREPARATION



CONVENTIONAL CEMENTATION PREPARATION

